



DESCRIPTION

Resistance to analogue converter for the conversion of a resistance to an analogue process signal with galvanic isolation. A typical application would be to convert a resistor probe to an analogue input of a PLC and provide galvanic isolation between input and output. Input, output and operating voltage are isolated to 3,75kV AC and are therefore suitable for applications suffering from potential differences.

The resistor input range and range and type of analogue output is selected via choice of terminals - See wiring diagram.

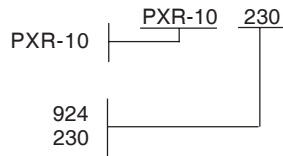
Features:

- Input 0 - 1kΩ and 0 - 5kΩ in one version.
- Output 0-10VDC/2-10VDC/0-20/4-20mA - selected via terminals.
- Output offset and gain adjustable ±5%.
- LED indication of input less than 5% / i.e. indication of probe failure.
- Galvanically isolation supply/input/output is 3,75kV AC 1 min.
- Operating voltage 12-48VAC/DC, 115-230VAC.

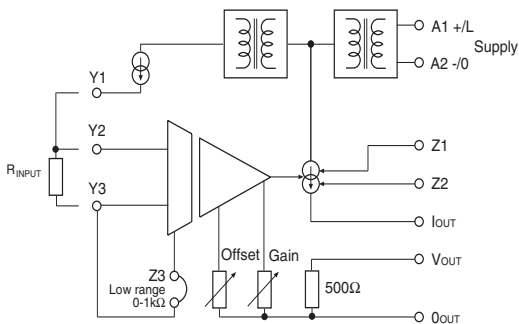
VERSIONS/ORDERING CODES

Type:
Converter

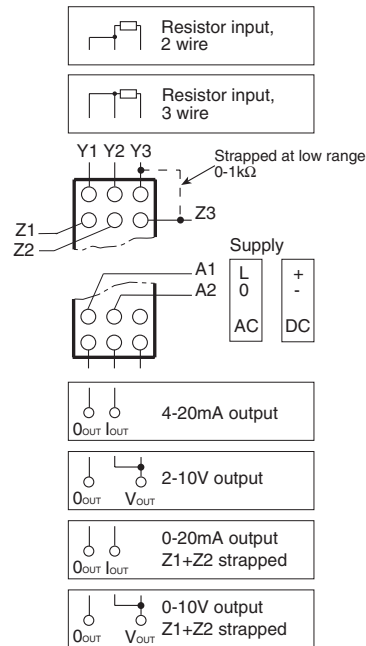
Supply voltage
12-48V AC/DC
115-230V AC



BLOCK DIAGRAM



WIRING DIAGRAM

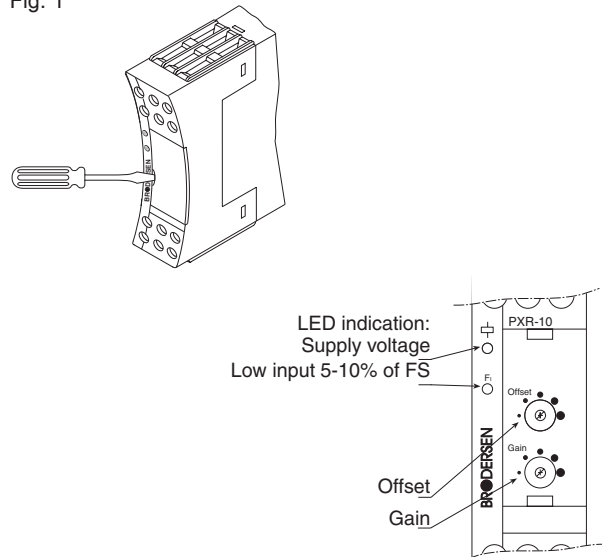


ADJUSTMENT

PXR-10 is delivered adjusted to offset = 0% and gain = 100%. To compensate for any loss in cables, etc. it is possible to adjust the output signal.

Remove the front cover. The offset (zero) and gain (span) on the output signal can be adjusted +/- 5% of max. signal. Put the cover back on to avoid any accidental adjustment of the relay. See fig. 1.

Fig. 1



TECHNICAL DATA

Input signal

Resistor Input range
0-5kOhm
0-1kOhm

Range selected via coding Y3-Z3.

Output:

Output signal	R_{MAX}
4-20mA DC	500 Ohm
0-20mA DC	500 Ohm
2-10V DC	via intern 500 Ohm shunt
0-10V DC	via intern 500 Ohm shunt

Selected via terminals.

Offset(zero) and gain(span) are adjustable $\pm 5\%$. See. fig. 1.

Accuracy:	<1%, without adjustment.
Linearity:	<0,05% of full scale.
Temp. coefficient	0,02%/°C.
Ripple (RMS):	<0,1%.

Supply voltage:

Supply voltage	Consumption
12-48V AC/DC (10,5-60)V AC/DC	<1,5W.
115-230V AC (60-264)V AC	<1W.

All galvanically isolated 3,75kV AC 1 min. to input and output.

General data:

Ambient temperature:	-20 to 55°C.
Storage temperature:	-40 to 80°C.
Mounting:	35mm DIN-rail (EN50022).
Terminals:	Screw terminals with dual compartment. Terminal screws are combined crosshead/ slotted. Up to 2 x 2,5mm ² wire. (2 x 1,5mm ² inc. ferrule). Recommended torque, 0,5 Nm,max. 0,7Nm. (VDE0609-1).
Indicators:	Green LED = operating voltage. Yellow LED = input less than 5% of FS. (indication of cable failure).
Protection:	IP20.
Electric isolation:	3,75kVAC (1 min.) between input, output and supply.
Housing:	Noryl (GE), UL94V1.
Terminal block:	Noryl (GE), UL94V0.
Weight:	170 g.

SPECIFICATIONS:

PXR-10 is designed and developed with regard to relevant specifications:

- EN60204-1 / VDE0113 electrical material on machines.
- VDE0110 / IEC664 Isolation specifications/creepage and clearance distances.
- Electrical safety in accordance with EN61010.
- IEC414 Safety regulations for control and monitoring equipment.
- EMC: Emission EN50081-1
Immunity EN50082-2
- Humidity in accordance with IEC68-2-3; RH=95%, 40°C.
- Vibration in accordance with IEC68-2-6.
- Shock when mounted, in accordance with IEC68-2-27.

PXR-10 is CE-marked in accordance with EMC-and the Low Voltage Directive.

MECHANICAL DIMENSIONS

